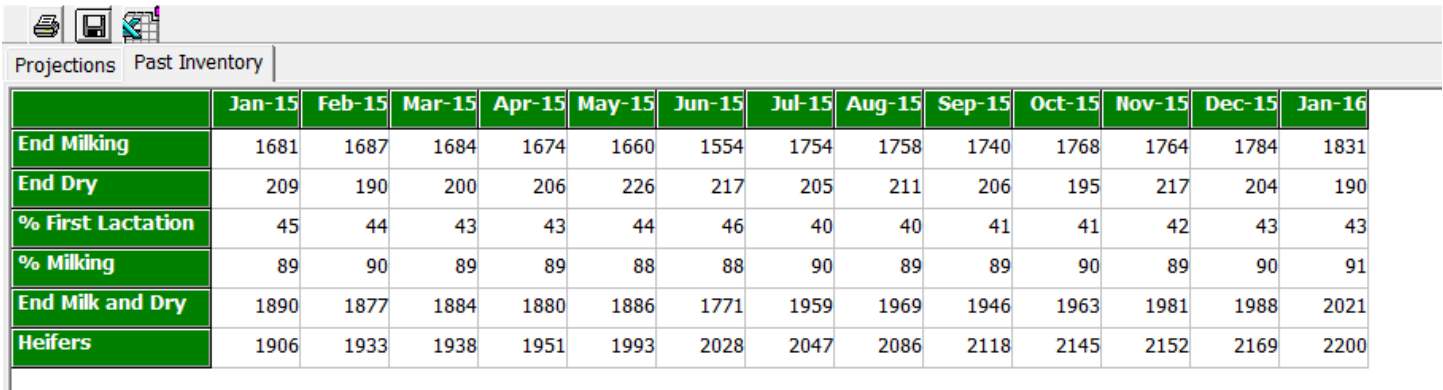


# Using PCDART to Answer Questions for DRCR Awards

February 22, 2016

## Average herd size (dry and lactating cows):

Use Inventory Tracker to see the number of dry and lactating cows by month. Select Tracker and from the pull down Inventory Tracker. Chose the Past Inventory tab to see the history.

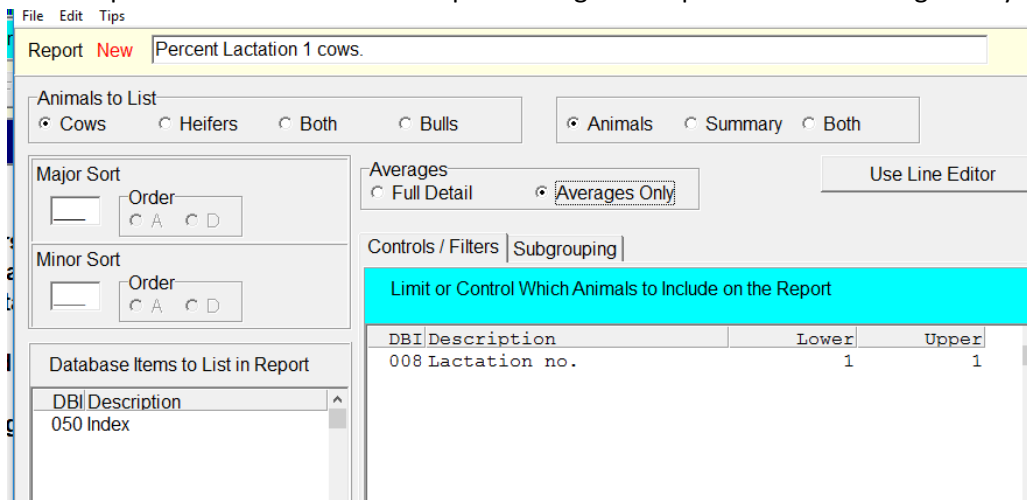


	Jan-15	Feb-15	Mar-15	Apr-15	May-15	Jun-15	Jul-15	Aug-15	Sep-15	Oct-15	Nov-15	Dec-15	Jan-16
End Milking	1681	1687	1684	1674	1660	1554	1754	1758	1740	1768	1764	1784	1831
End Dry	209	190	200	206	226	217	205	211	206	195	217	204	190
% First Lactation	45	44	43	43	44	46	40	40	41	41	42	43	43
% Milking	89	90	89	89	88	88	90	89	89	90	89	90	91
End Milk and Dry	1890	1877	1884	1880	1886	1771	1959	1969	1946	1963	1981	1988	2021
Heifers	1906	1933	1938	1951	1993	2028	2047	2086	2118	2145	2152	2169	2200

To obtain an average select the Excel icon and export the data directly to Excel. Averages and graphic capabilities can be done by using Excel.

## Percent of herd that are first lactation cows:

Go to Reports and New to create a report. Design the report with the Averages Only.



Report **New** Percent Lactation 1 cows.

Animals to List  
 Cows  Heifers  Both  Bulls  Animals  Summary  Both

Major Sort  
Order  A  D

Minor Sort  
Order  A  D

Database Items to List in Report  
DBI Description  
050 Index

Averages  
 Full Detail  Averages Only

Use Line Editor

Controls / Filters | Subgrouping

Limit or Control Which Animals to Include on the Report

DBI	Description	Lower	Upper
008	Lactation no.	1	1

## 018 - Percent Lactation 1 cows.

### Index

\*\*\*Averages for 826 animals ( 40% of herd) \*\*\*

## Breeds and Do over 25% of cows in the herd have a non-Holstein parent?:

Go to Reports and New to create a report. Design the report with the Averages Only. If one parent is non-Holstein then the breed of the cow will either be that breed or XX. The % of herd will be listed at the end with the total number.

PCDART 7 - Edit Reports  
File Edit Tips

Report **New** % of herd Non-Holstein Cows

Animals to List  
 Cows  Heifers  Both  Bulls  Animals  Summary  Both

Major Sort  
Order   A  D

Minor Sort  
Order   A  D

Database Items to List in Report  
DBI Description  
050 Index

Averages  
 Full Detail  Averages Only Use Line Editor

Controls / Filters | Subgrouping

Limit or Control Which Animals to Include on the Report

DBI	Description	Lower	Upper
023	Breed	AY	GV
OR			
023	Breed	JE	XX

### 019 - % of herd Non-Holstein Cows

#### Index

\*\*\*Averages for 38 animals( 9% of herd) \*\*\*

If the complete numbers by breed are desired then do not set any controls, but Sort by breed and Auto Subgroup. Will need to calculate percentages for each breed if desired.

File Edit Tips

Report **New** Number of cows by breed

Animals to List  
 Cows  Heifers  Both  Bulls  Animals

Major Sort Breed  
023 Order  A  D  Auto Subgroup

Minor Sort  
Order   A  D

Database Items to List in Report  
DBI Description  
050 Index

Averages  
 Full Detail  Averages Only

Controls / Filters | Subgrouping

Limit or Control Which Animals to Include on the Report

DBI	Description
-----	-------------

### 025 - Number of cows by breed

#### Index

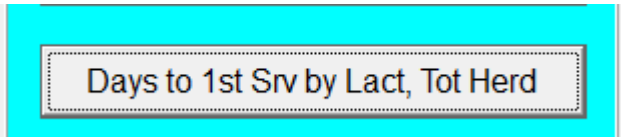
\*\*\*\*\* 405 cow average for Brd = HO

\*\*\*\*\* 38 cow average for Brd = JE

\*\*\*Averages for 443 animals(100% of herd) \*\*\*

# Voluntary waiting period policy

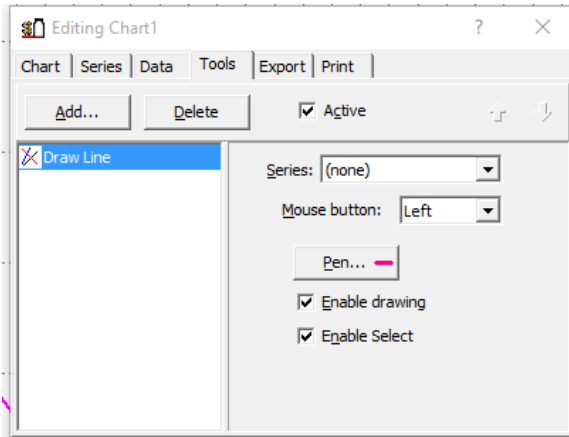
Command to visualize current policy and policy changes over time by lactation group:



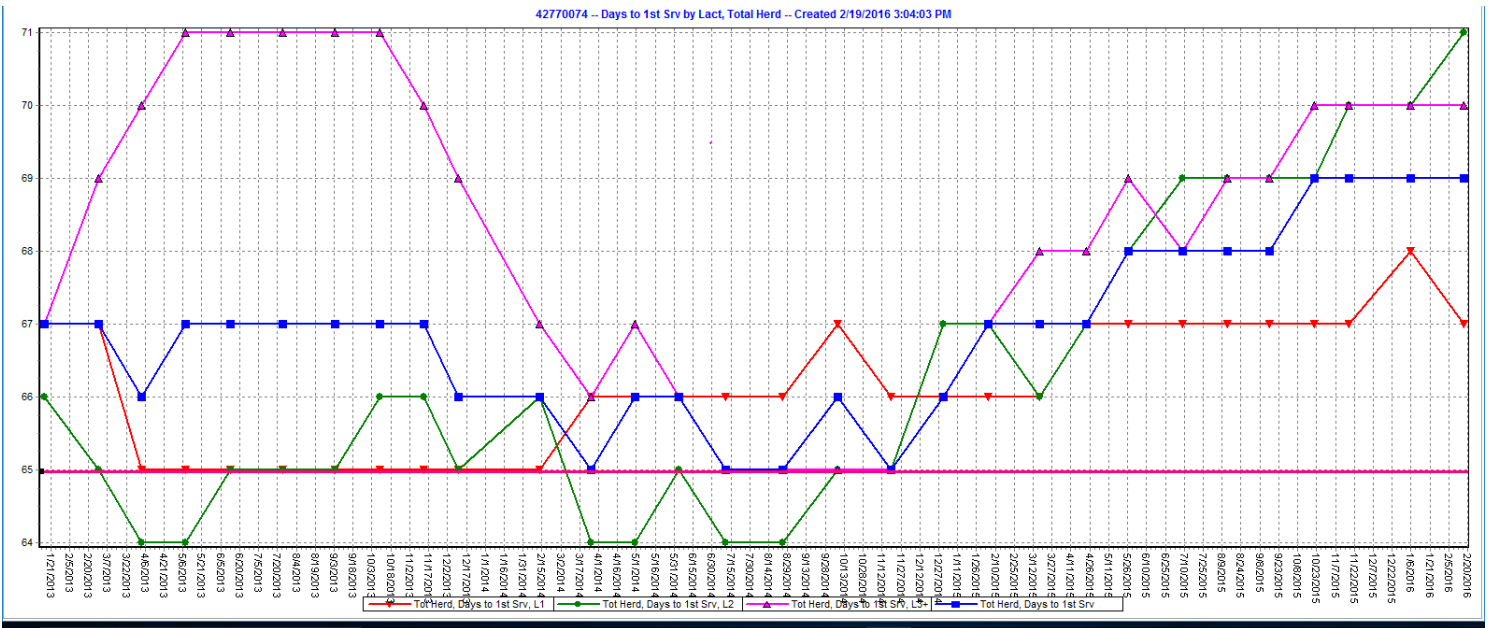
Use Herd Graphs



If you want to draw a line at VWP after graph is viewed click on  Edit, Tools and Add a Draw Line.



Then drag the line where appropriate.



## Average calving interval and Average days to first breeding:

Go to Reports and New to create a report. Design the report with the Averages Only.

Report **New** Average Calving Interval and Avg Days to 1st Breeding.

Animals to List  
 Cows  Heifers  Both  Bulls  Animals

Major Sort  
 Order   A  D

Minor Sort  
 Order   A  D

Database Items to List in Report

DBI Description
050 Index
181 Prev actual calving intvl
176 Days in milk - 1st servic

Averages  
 Full Detail  Averages Only

Controls / Filters | Subgrouping |

Limit or Control Which Animals to Include on the Report

DBI Description

### 026 - Average Calving Interval and Avg Days to 1st Breeding.

```

Prev DIM
Calv at
Index Intv 1Ser
  
```

```

***Averages for 443 animals (100% of herd) ***
390 69
  
```

## Percent of pregnant cows pregnant by 150 DIM:

Go to Reports and New to create a report. Design the report with the Averages Only. Subtract the results of the following command from 100%.

Example: If 13% of the cows in the herd are over 150 days in milk and open then 87% (100 - 13 = 87) of the herd was pregnant by 150 day in milk.

Report **New** Cows over 150 DIM and Open

Animals to List  
 Cows  Heifers  Both  Bulls  Animals  Summary  Both

Major Sort  
 Order   A  D

Minor Sort  
 Order   A  D

Database Items to List in Report

DBI Description	Lower	Upper
007 Days in milk on ref date	151	9999
005 Repro code	N	N
OR		
007 Days in milk on ref date	151	9999
016 Times bred	0	0
005 Repro code	NOT	C

Averages  
 Full Detail  Averages Only

Controls / Filters | Subgrouping |

Limit or Control Which Animals to Include on the Report

Use Line Editor

## 027 - Cows over 150 DIM and Open

Days  
In No Repo  
Index Milk Br Code

\*\*\*Averages for 2 animals( 0% of herd) \*\*\*  
218 3

### Average 21-day pregnancy rate:

Go to Reports and use Standard Report 126 Pregnancy Rate Summary.

## 126 12 Month 21-Day Pregnancy Rate by Date

Ref Date: 2/04/2016

No Exclusions

Lact>=1 L1VWP:61 L2+VWP:61 PgCk:40

Last Date of 21 Days	----- Bred -----			----- Pregnancies -----			
	#Eligible	#Reported	Pct	#Eligible	#Reported	Rate	#Abort
3/5/2015	432	308	71	405	161	40	9
3/26/2015	363	224	62	341	103	30	6
4/16/2015	339	226	67	329	104	32	7
5/7/2015	339	219	65	324	85	26	7
5/28/2015	339	208	61	327	75	23	2
6/18/2015	332	201	61	324	82	25	6
7/9/2015	339	221	65	329	88	27	8
7/30/2015	340	190	56	322	66	20	9
8/20/2015	376	239	64	361	91	25	5
9/10/2015	380	247	65	358	87	24	3
10/1/2015	378	264	70	359	111	31	5
10/22/2015	371	251	68	358	93	26	6
11/12/2015	367	243	66	353	102	29	9
12/3/2015	368	248	67	348	97	28	4
12/24/2015	337	215	64	322	100	31	2
1/14/2016	315	218	69	0	0		0
2/4/2016	268	229	85	0	0		0
<b>Total</b>	<b>5983</b>	<b>3951</b>	<b>66</b>	<b>5160</b>	<b>1445</b>	<b>28</b>	<b>88</b>

## How many cows left the herd during the time period (all reasons)?

Create a report of Left Cows and specify the date. Include Reason left herd and sort on reason with Auto Subgroup. View Averages Only. View Averages Only.

Report **New** Left Cows

Animals to List  
 Cows  Heifers  Both  Bulls  Animals  Summary  Both

Major Sort Reason left herd  
034 Order  A  D  Auto Subgroup

Minor Sort  
Order  A  D

Database Items to List in Report  
DBI Description  
050 Index  
034 Reason left herd

Averages  
 Full Detail  Averages Only Use Line Editor

Controls / Filters | Subgrouping

Limit or Control Which Animals to Include on the Report

DBI	Description	Lower	Upper
336	Left herd date	20150101	20151231

### 028 - Left Cows

Rea	Lft	Index	Hrd
*****	19	cow average for ReasLeft = 01	
*****	158	cow average for ReasLeft = 02	
*****	116	cow average for ReasLeft = 03	
*****	149	cow average for ReasLeft = 04	
*****	62	cow average for ReasLeft = 05	
*****	83	cow average for ReasLeft = 06	
*****	140	cow average for ReasLeft = 07	
*****	96	cow average for ReasLeft = 08	
*****	11	cow average for ReasLeft = 09	
***	Averages for	834 animals( 65% of left)	***

**Of the total number of cows that left the herd, how many left because of reproductive reasons?**

Reason Left Herd

- 1 Sold Foot/Leg      2 Sold Dairy      3 Sold Low Production      4 Sold Reproductive
- 5 Sold Injury/Other      6 Died      7 Sold Mastitis      8 Sold Disease
- 9 Sold Udder      X Not Reported

**Percent of the herd that are greater than 300 DIM and open:**

Go to Reports and New to create a report. Design the report with the Averages Only.

The screenshot shows a report configuration window with the following sections:

- Report 029** | Cows over 300 DIM and Open
- Animals to List:**  Cows,  Heifers,  Both,  Bulls.  Animals,  Summary,  Both.
- Major Sort:** Order  A  D
- Minor Sort:** Order  A  D
- Averages:**  Full Detail,  Averages Only.
- Controls / Filters | Subgrouping**
- Limit or Control Which Animals to Include on the Report**

DBI	Description	Lower	Upper
007	Days in milk on ref date	300	9999
005	Repro code	N	N
	OR		
007	Days in milk on ref date	300	9999
016	Times bred	0	0
005	Repro code	NOT	C

**029 - Cows over 300 DIM and Open**

Days  
In No  
Index Milk Br

\*\*\*Averages for      1 animals(   0% of herd) \*\*\*  
345   4